

BRUTE® Hydraulic Motor-Driven Vibrators

CCV Series

With an integral clamp foot, these powerful vibrators suit portable applications like railcar unloading.

DV Series

For permanent installation on large vessels, these vibrators come with four- or six-bolt-hole mount bases.

CV Series

CV Series Vibrators incorporate two bolt-holes for permanent mounting on hoppers, bins, or chutes. Also available for DC electric power.

CC Series


With its cradle lug bracket, the CC Series is suited for applications requiring portability and position changes.

Rule-of-thumb vibrator sizing:

One pound of vibrator force for every ten pounds of bin content. Mount vibrator as close as possible to material outlet. Reinforce mount area to prevent flexure of bin wall at mount location.

Force output data derived from vibrator mounted to 10,000-pound (4530 kg) test block. Frequency and force will decrease on less rigid block.

1. High-Grade Ductile Iron Case provides maximum durability.
2. Low-Maintenance Bearings require lubrication after 500 hours of service.
3. Integral Clamp Foot on CCV Series provides portability and positive mounting.
4. Powerful, Efficient Motor for long service life, minimal power consumption.
5. Adjustable Eccentrics allow tuning of force output of most models to match application.



CCV Series



DV Series



CV Series



CC Series

PERFORMANCE DATA

Model	Force Output				Shipping Weight		Part Number	
	Maximum		Minimum				w/Greased Bearings	w/Oil Bath Bearings
	lb	n	lb	n	lb	kg		
CV2.0-2HB	614	2731	41	182	23	10.4	32005	—
CV2.8-5HB	4715	20,973	910	4048	45	20.4	29765	—
CC2.8-5HB					52	23.6	29759	—
CCV4-5HB	4660	20,729	1000	4448	60	27.2	29775	29778
DV4-5HB					70	31.8	29768	29766
CCV6-12-8HA	4200	18,682	2200	9786	110	50.0	—	22108-01
DV6-12-8HA					115	52.2	18137-01	22111-01
CCV6-25-8HA	8500	37,810	4400	19,572	110	50.0	—	22108-02
DV6-25-8HA					115	52.2	18137-02	22111-02
CCV6-50-8HA	9500	42,258	4500	20,017	110	50.0	—	22108-04
DV6-50-8HA					115	52.2	18137-04	22111-04

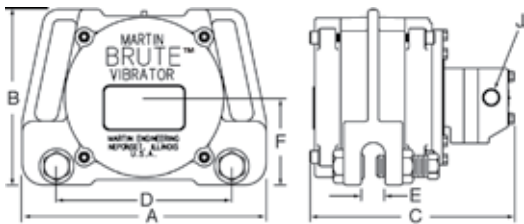
TECHNICAL DATA SHEET

BRUTE® Hydraulic Motor-Driven Vibrators

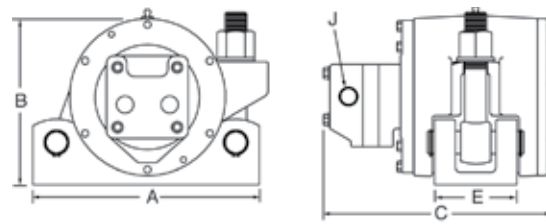
DIMENSIONS

Model	A	B	C	D	E	F	G	H	J
CV2.0	8.0 (203)	5.13 (130)	7.78 (198)	6.25 (159)	2.0 (51)	N/A	1.0 (25)	0.5 (13)	0.5 (13)
CC2.8	9.0 (229)	7.12 (186)	9.50 (241)	N/A	3.0 (76)	3.44 (86)	N/A	N/A	0.5 (13)
CV2.8	9.87 (251)	6.87 (174)	9.81 (249)	8.0 (203)	3.0 (76)	3.44 (86)	0.875 (22)	0.75 (19)	0.5 (13)
CCV4 (24)	11.5 (292)	8.25 (210)	9.63 (245)	8.25 (210)	0.94 (24)	4.12 (205)	N/A	N/A	0.5 (13)
DV4	12.0 (305)	8.12 (206)	9.62 (244)	4 holes 2.5 x 10.5 (63.5 x 267)	4.0 (102)	4.0 (102)	0.875 (22)	0.625 (15.0)	0.5 (13)
CCV6	11.3 (287)	11.3 (287)	12.28 (312)	11.25 (286)	1.0 (25)	5.62 (143)	N/A	N/A	0.5 (13)
DV6	18.0 (457)	11.0 (279)	12.63 (321)	6 holes 2 x 2 x 16 (51 x 51 x 406)	6.0 (152)	5.56 (141)	1.12 (29)	0.75 (19)	0.5 (13)

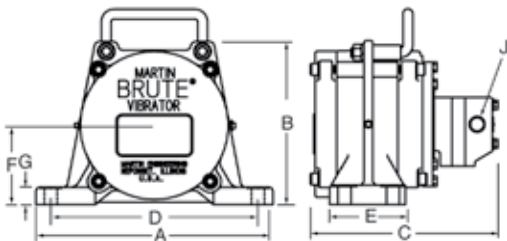
CCV Series



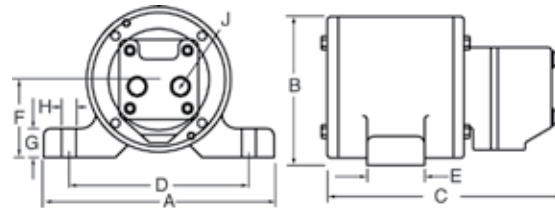
CC Series



DV Series



CV Series



Martin Engineering USA
 One Martin Place
 Neponset, IL 61345-9766 USA
 800 544 2947 or 309 852 2384
 Fax 800 814 1553
www.martin-eng.com

Subject to change without prior notice.
 Patents and patents pendings, ® registered
 trademark of Martin Engineering Company in the
 U.S. and other select locations.
 Additional information can be obtained at
www.martin-eng.com/trademarks.

QUALITY MANAGEMENT SYSTEM
 CERTIFIED BY DNV
ISO 9001:2008

Problem Solved™

Form No. L3413-08/11
 © Martin Engineering Company 2011